








# LA Food Equity Fund



# Overview

- **Background**
- **Types of grants available**
- **Timeline**
- **Eligibility Criteria**
- **How to Apply**



# Background

The **Los Angeles County Chief Sustainability Office** is proud to launch the **LA FOOD EQUITY FUND** which will invest over \$9.8 million of American Rescue Plan Act funding across LA County. In partnership with the county, **Community Partners** is administering the grantmaking program.



# Purpose

The purpose of these grants is to alleviate food and nutrition insecurity and contribute to building a more sustainable and resilient food system in LA County. These funds build on the community-centered equity approach of the LA [Food Equity Roundtable Action Plan](#).




# What types of grants are available?

## 1. CAPACITY-BUILDING

- Strengthen Food Systems and Supply Chain Infrastructure
- Nutrition Promotion
- Public Benefits Enrollment



## 2. FOOD DISTRIBUTION



# STRENGTHEN FOOD SYSTEMS AND SUPPLY CHAIN INFRASTRUCTURE

- improving efficiency in food distribution
- local or climate-friendly food production or procurement
- food recovery and waste management
- food access for priority populations and communities
- data/technology projects

**Grant Amounts: \$300,000 – \$1,000,000**





**CAPACITY -BUILDING GRANTS**

# NUTRITION PROMOTION

- nutrition education and communications
- nutritious food preparation
- safe food handling education
- nutrition screenings and services in healthcare
- nutritious food availability
- nutritious food incentives

**Grant Amounts: \$150,000 – \$400,000**





**CAPACITY -BUILDING GRANTS**

# PUBLIC BENEFITS ENROLLMENT

- increase access to healthy foods
- outreach and engagement
- development of targeted materials
- development of accessible tools and processes

**Grant Amounts: \$100,000 – \$250,000**





**CAPACITY -BUILDING GRANTS**



# FOOD DISTRIBUTION GRANTS

- culturally relevant food items
- infant formula
- personal hygiene products such as diapers
- staffing and other direct expenses associated with the procurement of items.

**Grant Amount: up to \$100,000**



# What types of projects are you looking for?

These funds build on the community-centered equity approach of the [LA County Food Equity Roundtable Action Plan](#).



# Timeline



**SEPTEMBER 18, 2023 – OCTOBER 30, 2023**

**Applications open for submissions**

**NOVEMBER – DECEMBER 2023**

**Panel of Food Equity Advisors  
will review applications**

**JANUARY 2024**

**Selected applicants receive notifications**

**FEBRUARY 1, 2024**

**Grant period begins**

# Who can apply?

## Those eligible to apply include:

- Community-based organizations (CBOs)
- Fiscally-sponsored organizations
- Faith-based organizations
- Small businesses
- Social enterprises
- Local government agencies
- School districts

## Those NOT eligible to apply include:

- Individuals
- State government



# How do I apply?

1. Create free account in Submittable:  
<https://manager.submittable.com/signup>


## Compatible web browsers



Google Chrome



Mozilla Firefox



Apple Safari



# How to know if my organization is eligible to apply?

## #1: Your Project Location

- Project MUST primarily operate in areas identified as “highest” and “high” needs categories by the [LA County Equity Explorer](#).

## #2: Financial Hardships


- Applicants who faced financial insecurity during the COVID-19 pandemic are also eligible.



# How to use the Equity Explorer Tool?

**STEP 1: CLICK THE LINK TO ACCESS THE LA COUNTY EQUITY EXPLORER TOOL.**

**STEP 2: CLICK THE MAGNIFYING GLASS ICON TO SEARCH FOR AN ADDRESS.**


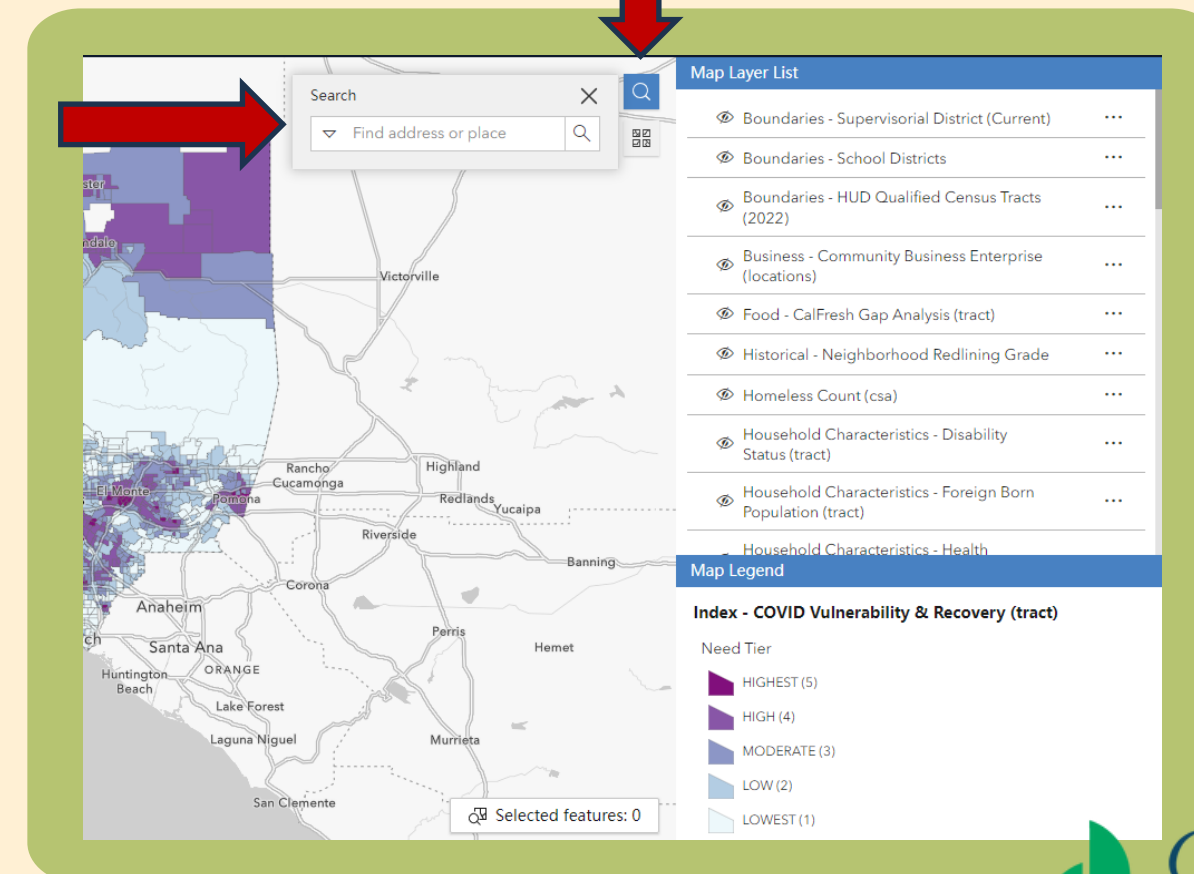


Is your proposed work located in or serving populations in a "High Needs" or "Highest Needs" geographic area based on this Equity Explorer tool? (insert address to verify): link below. \*


Yes

No

Visit the LA County Equity Explorer tool to verify whether your proposed work falls into a "high needs" or "highest needs" geographic area by visiting this link: [LA County Equity Explorer](#).



# How do I use the Equity Explorer Tool?



Projects Dashboard Projects Viewer How to Use the Explorer About the Layers

Search  
The California Endow...

Zoom to  
Equity Index  
Census Tract 206010  
Overall Equity Index Score: 83.74  
Possible scores range from 0 (lowest need) to 100 (highest need).  
A score of 83.74 indicates HIGHEST need.

Map Layer List

- Boundaries - Supervisorial District (Current)
- Boundaries - School Districts
- Boundaries - HUD Qualified Census Tracts (2022)
- Business - Community Business Enterprise (locations)
- Food - CalFresh Gap Analysis (tract)
- Historical - Neighborhood Redlining Grade
- Homeless Count (csa)
- Household Characteristics - Disability Status (tract)
- Household Characteristics - Foreign Born Population (tract)
- Household Characteristics - Health

Map Legend

Index - COVID Vulnerability & Recovery (tract)

Need Tier






- HIGHEST (5)
- HIGH (4)
- MODERATE (3)
- LOW (2)
- LOWEST (1)

Selected features: 1

**STEP 3: CLICK ON THE AREA WHERE YOUR PROJECT ADDRESS IS LOCATED TO IDENTIFY YOUR NEEDS TIER.**







# Need help?

- Join us for virtual Office Hours.
- Check out our Frequently Asked Questions (FAQs)
- Send questions or requests for assistance: [foodequityfund@communitypartners.org](mailto:foodequityfund@communitypartners.org).
- Information and application at [www.communitypartners.org/foodequity](http://www.communitypartners.org/foodequity).